

# African Americans in Otero County, New Mexico 2013

Percent of County Population: **3.9%**<sup>1</sup>

Number of People: **2,571**<sup>2</sup>

Median Income: **\$36,102** (+/- \$16,160)

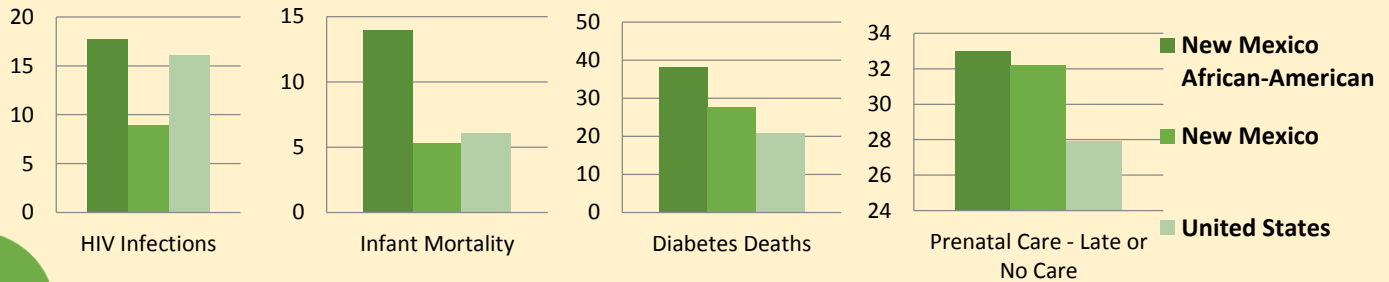
Unemployment: **9.7%** (+/-8.5%)

Below poverty line: **21.7%** (+/-11.9%)



## Health

New Mexico Department of Health Report on Racial and Ethnic Health Disparities Report Card: HIV Infections 'F' Infant Mortality 'F' Diabetes Deaths 'C' Late or No Prenatal Care 'A'



## Economics

|                                   | African American   | Caucasian | Hispanic | American Indian | Asian    |
|-----------------------------------|--|-----------|----------|-----------------|----------|
| <b>Median Income</b>              | United States: \$35,635<br>New Mexico: \$39,386<br>Otero County*: <b>\$36,102 (+/- \$16,160)</b> | \$57,597  | \$41,965 | \$37,511        | \$70,815 |
| <b>Unemployment</b>               | United States: 15%<br>New Mexico: 8.9%<br>Otero County*: <b>9.7% (+/-8.5%)</b>                   | 7.2%      | 10.6%    | 14.8%           | 6.9%     |
| <b>Below Federal Poverty Line</b> | United States: 25.8%<br>New Mexico: 22.5%<br>Otero County*: <b>21.7% (+/-11.9%)</b>              | 9.9%      | 23.2%    | 27%             | 11.7%    |
| <b>Own To Rent Ratio</b>          | United States: 0.83<br>New Mexico: 0.84<br>Otero County*: <b>0.81</b>                            | 2.73      | 0.93     | 1.20            | 1.42     |


\*Margins of error shown above apply



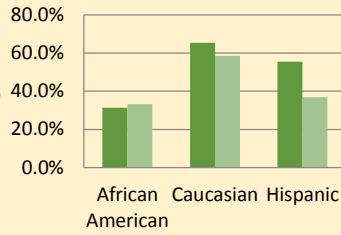
# K-12 Education\*

## SBA Proficiencies by Grade and Ethnicity, 2013 Alamogordo School District and the state of New Mexico

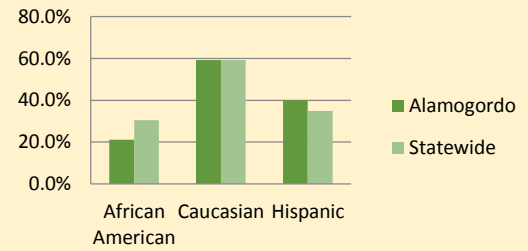
### Math



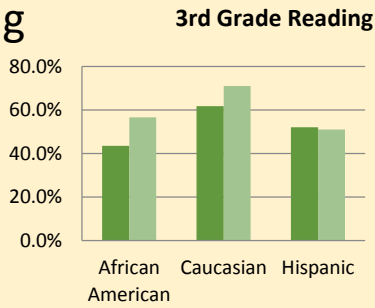
### 8th Grade Math



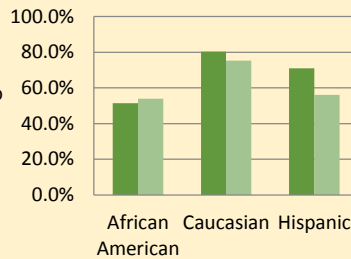
### 11th Grade Math



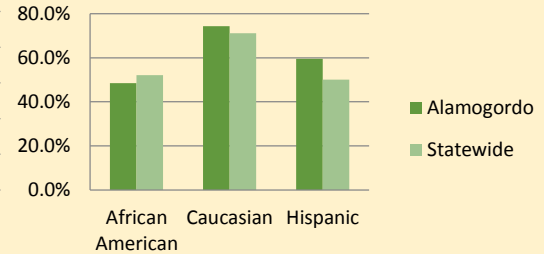
### Reading



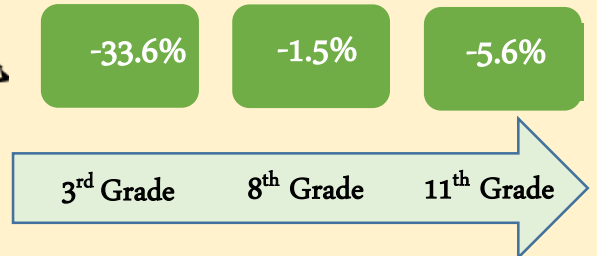
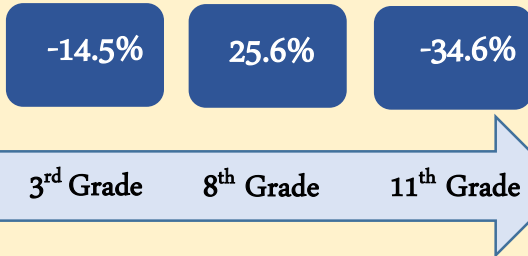
### 8th Grade Reading



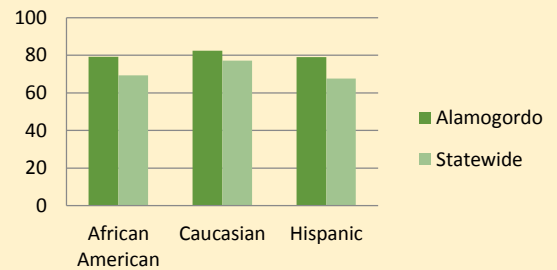
### 11th Grade Reading



### Proficiency Gap: African American/Caucasian Students



### 4-Year Graduation Rates: Alamogordo School District vs. New Mexico 2011-2012



### Youth Risk and Resiliency\*\*

Comparing New Mexico African-American high school students to Caucasian peers

More Likely

- To be current marijuana users
- To be current cocaine users
- To have used heroin
- To know an adult who used drugs in past year
- To know an adult who sold drugs in the past year

Less Likely

- To have a parent or adult interested in their school work
- To have a parent or adult to talk with about problems
- To have a parent or adult who believes they will be a success
- To have a teacher or adult notice them when they are not there

