

# African Americans in Bernalillo County, New Mexico 2013

Percent of County Population: **3.4%**

Median Income: **\$40,739**

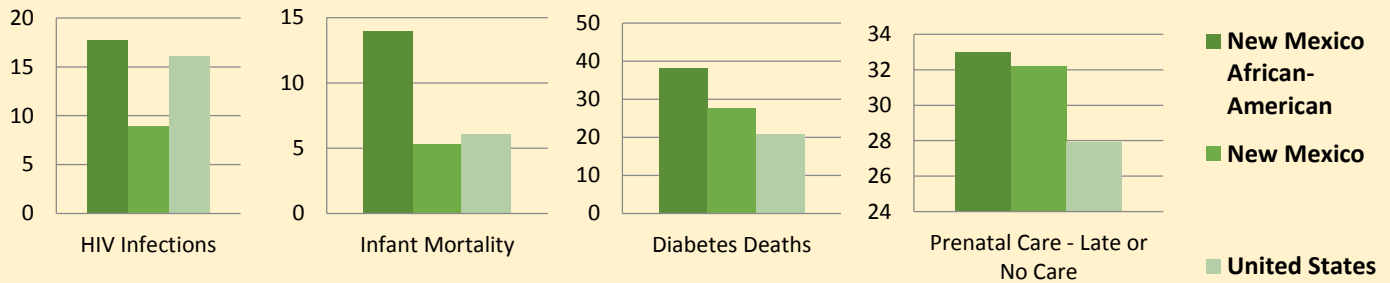
Unemployment: **9%**

Below poverty line: **25.2 %**



## Health

New Mexico Department of Health Report on Racial and Ethnic Health Disparities Report Card: HIV Infections 'F' Infant Mortality 'F' Adult Smoking 'F' Urgent interventions are needed



## Economics

		African American	Caucasian	Hispanic	American Indian	Asian
Median Income	United States	\$35,635	\$57,597	\$41,965	\$37,511	\$70,815
	New Mexico	\$39,386	\$53,454	\$36,942	\$33,835	\$55,591
	Bernalillo County	\$40,739	\$57,572	\$39,942	\$39,956	\$51,967
Unemployment	United States	15%	7.2%	10.6%	14.8%	6.9%
	New Mexico	8.9%	6%	9.5%	13.3%	7.9%
	Bernalillo County	9%	5.4%	8.4%	13.1%	8%
Below Federal Poverty Line	United States	25.8%	9.9%	23.2%	27%	11.7%
	New Mexico	22.5%	10.7%	24.1%	31.4%	12.7%
	Bernalillo County	25.2%	9.9%	21.6%	26.4%	11.1%
Own To Rent Ratio	United States	0.83	2.73	0.93	1.20	1.42
	New Mexico	0.84	2.71	2.09	1.74	1.76
	Bernalillo County	0.71	2.21	1.67	0.71	1.82

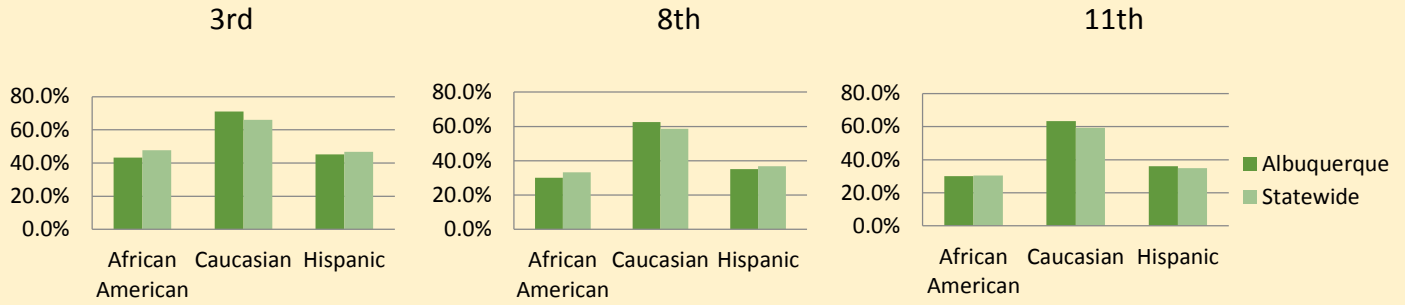




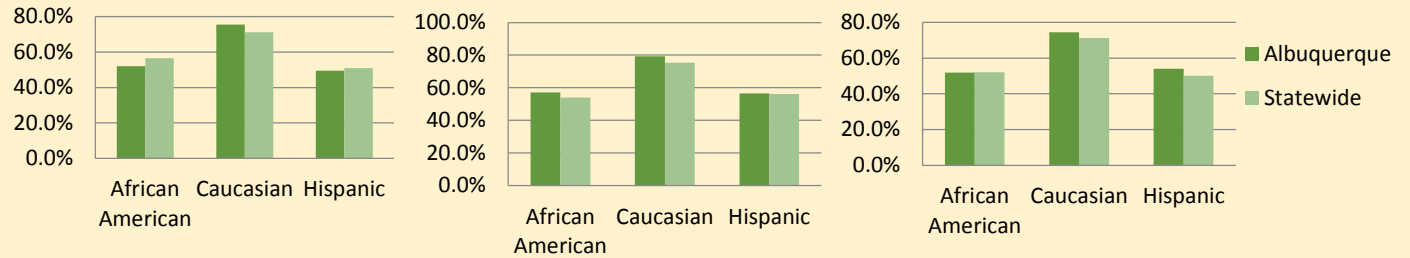
# K-12 Education\*

SBA Proficiencies by Grade and Ethnicity, 2013 APS and the state of New Mexico

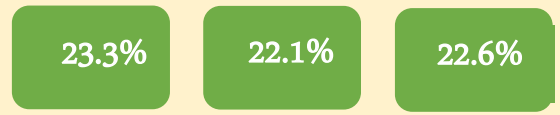
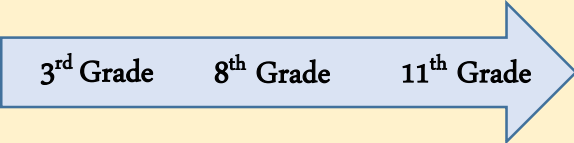
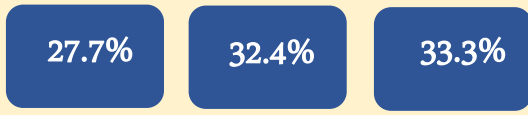
## Math



## Reading



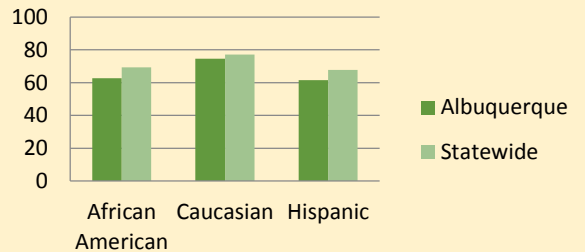
## Proficiency Gap: African American/Caucasian Students



## 4-Year Graduation Rates: APS vs. New Mexico 2011-2012

In 2011, the graduation rate of African American students in Albuquerque was **55.5%**. In 2012 It was **62.7%**.

## 2012 Graduation Rates



## Youth Risk and Resiliency\*\*

Comparing New Mexico African-American high school students to Caucasian peers

**More Likely**

- To be current marijuana users
- To be current cocaine users
- To have used heroin
- To know an adult who used drugs in past year
- To know an adult who sold drugs in the past year

**Less Likely**

- To have a parent or adult interested in their school work
- To have a parent or adult to talk with about problems
- To have a parent or adult who believes they will be a success
- To have a teacher or adult notice them when they are not there



Source notes: \*NM PED Standards Based Assessment (SBA). 2013; \*\* New Mexico Department of Health. Youth Risk and Resiliency Survey (YRRS). 2011 High School Survey. Only indicators with statistically significant differences between African American and Caucasian populations reported.